



*Your partner
in hospitality solutions*



-
- 3/ Welcome Trays
 - 4/ Electric Kettles & Trays
 - 8/ Ironing Centres
 - 10/ Hair Dryers & Hand Dryers
 - 16/ Room Safes
 - 20/ Minibars
 - 22/ Magnifying Mirrors
 - 24/ Waste Bins
 - 28/ Ashtray Bins & Ice Buckets
 - 30/ Leather Products
 - 34/ Wooden Products
 - 36/ Luxury Valet Stands & Luggage Racks
 - 38/ Wooden Hangers
 - 40/ Rollaway Extra Beds & Amenities Holders
 - 42/ Alarm Clocks & Weighing Scales
 - 44/ Docking Stations & Emergency Torches
 - 46/ Luggage Carts & Housekeeping Trolleys
 - 48/ Linen Trolleys & Cleaning Carts
 - 50/ Bathroom Accessories & Umbrellas



Welcome Trays

Features:

- Elegant design
- 100% food safe melamine material
- Easy to clean
- Fit different model kettles
- Available in black and ivory colours

Art.	Specifications	Color
ES6335	Main tray, L385 × W308 × H22mm	Ivory
ES6336	Main tray with hole for kettle fixation L385 × W308 × H22mm	Ivory
ES6337	Service tray, L335 × W132 × H11mm	Ivory
ES6338	Sachet tray, L155 × W115 × H30/50mm	Ivory



Art.	Specifications	Color
ES6331	Main tray, L385 × W308 × H22mm	Black
ES6332	Main tray with hole for kettle fixation L385 × W308 × H22mm	Black
ES6333	Service tray, L335 × W132 × H11mm	Black
ES6334	Sachet tray, L155 × W115 × H30/50mm	Black

Electric Kettles & Trays



ES1019

Features:

- 0.8L capacity
- 360 degree rotation and cordless
- Concealed heating element
- Auto shut-off, boil dry protection
- Replaceable filter
- Water level window
- Power indicator light
- Energy saving 1100W
- UK or Euro plug
- CE approved



ES1019.HT

Art.	Specifications	Color
ES1019	0.8L, 220~240V, 50/60Hz, 1100W	Ivory
ES1019.HT	Three trays plus one kettle ES6336 main tray/ES6337 service tray ES6338 sachet tray/ES1019 electric kettle	Ivory



ES1018

Features:

- 0.8L capacity
- 360 degree rotation and cordless
- Concealed heating element
- Auto shut-off, boil dry protection
- Replaceable filter
- Water level window
- Power indicator light
- Energy saving 1100W
- UK or Euro plug
- CE approved



ES1018.WT



ES1018.HT

Art.	Specifications	Color
ES1018	0.8L, 220~240V, 50/60Hz, 1100W	Black
ES1018.HT	Three trays plus one kettle ES6332 main tray/ES6333 service tray ES6334 sachet tray/ES1018 electric kettle	Black
ES1018.WT	One tray plus one kettle ES6347 kettle tray/ES1018 electric kettle	Black
ES6347	Kettle tray L465 x W225 x H27mm	Black

Features:

- 1.0L capacity
- 360 degree rotation and cordless
- Concealed heating element
- Strix controlled
- Auto shut-off, boil dry protection
- Water level guage
- Quality stainless steel brushed finish
- Power indicator light
- UK or Euro plug
- CE approved

Art.	Specifications	Color
ES1013	1.0L, 220~240V, 50/60Hz, 1200W	Brushed
ES1013.HT	Two trays plus one kettle ES6341/ES6342/ES1013	Black
ES6341	Leatherette minibar tray L460 x W350 x H50mm	Black
ES6342	Leatherette sachet tray L160 x W115 x H35/55mm	Black



ES1012



Features:

- 1.0L capacity
- 360 degree rotation and cordless
- Concealed heating element
- Auto shut-off, boil dry protection
- Water level window
- Power indicator light
- Stainless steel with brushed finish
- UK or Euro plug
- CE approved



Art.	Specifications	Color
ES1012	1.0L, 220~240V, 50/60Hz, 1500W	Brushed
ES1012.HT	One tray plus one kettle ES6348 kettle tray/ES1012 electric kettle	Black
ES6348	Kettle tray L465 x W225 x H27mm	Black

Electric Kettles & Trays



ES1014

Features:

- 1.0L capacity
- 360 degree rotation and cordless
- Concealed heating element
- Auto shut-off, boil dry protection
- Water level guage
- Power indicator light
- Stainless steel with brushed finish
- Energy saving 1100W
- UK or Euro plug
- CE approved



ES1014.HT

Art.	Specifications	Color
ES1014	1.0L, 220~240V, 50/60Hz, 1100W	Brushed
ES1014.HT	Three trays plus one kettle ES6331 main tray/ES6333 service tray ES6334 sachet tray/ES1014 electric kettle	Black
ES1014.WT	One tray plus one kettle ES6348 kettle tray/ES1014 electric kettle	Black
ES6348	Kettle tray L465 x W225 x H27mm	Black



ES1014.WT

ES6334



ES1020



FOR GREEN CONCEPT



ES6347

ES1020.HT

Features:

- 0.5L capacity
- 360 degree rotation and cordless
- Concealed heating element
- Complete Strix controlled
- Auto shut-off, boil dry protection
- Quality stainless steel brushed finish
- Water level guage
- Power indicator light
- UK and Euro plug
- CE approved



ES6346

ES1020.KT

ES6345

Art.	Specifications	Color
ES1020	0.5L, 220~240V, 50/60Hz, 800W	Brushed
ES1020.HT	One tray plus one kettle ES6347 kettle tray/ES1020 electric kettle	Black
ES1020.WT	One tray plus one kettle ES6348 kettle tray/ES1020 electric kettle	Black
ES1020.KT	Two trays plus one kettle ES6345/ES6346/ES1020	Black
ES6345	Wooden sachet holder L150 x W80 x H30/50mm	Black
ES6346	Wooden minibar tray Dia370 x H40mm	Black



ES6348

ES1020.WT

Ironing Centres



ES2014 /Silver



ES2014 /Black

Features:

Specially designed for hotel use
 Safe auto shut-off system:
 -horizontal position after 30 seconds
 -vertical position after 8 minutes
 Non-stick soleplate
 ON and READY indicator light
 Dry/steam/spray/blast functions
 2m power cord
 220-240V 50Hz 1600W
 UK or Euro plug
 CE approved

Art.	Specifications	Color
ES2014	Dry/steam,220-240V,1600W	Silver/Black



Non-stick soleplate

Features:

Iron organizer
 Heat resistant
 Fit most iron sizes
 Cable storage compartment
 Mount with hook for easy board storage
 Black and white colours

Art.	Specifications	Color
ES2021	W140 x D115 x H310mm,Hook is included	White
ES2022	W140 x D115 x H310mm,Hook is included	Black



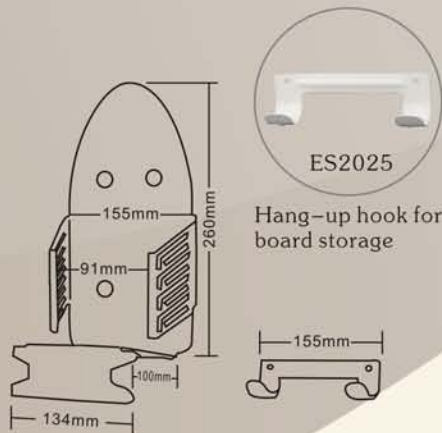
ES2021



ES2022



Hang-up hook for board storage



ES2025
 Hang-up hook for board storage



ES2024

Features:

Durable 18-gauge steel ,powder coated finish
 Mounted on wall or inside the wardrobe
 Adjustable wings to fit different iron sizes
 Iron/ ironing board stored separately or together
 Tidy power cable
 All installation hardwares are included

Art.	Specifications	Color
ES2024	W134 x D100 x H260mm	White
ES2025	Width 155mm	White



ES2202

ES2201



Whole set hang up in wardrobe

Features:

- Steel mesh top for easy steam permeability
- Heat resistant iron rest
- Double V leg and tubular construction, more stable
- Height adjustment up to 83cm
- Non-slip end caps on each leg for extra stability
- Mechanism locking system
- Scorch resistant metalized cover
- Black and silver colours

Art.	Specifications	Color
ES2201	Ironing surface:L915 x W320mm Folded size:W335 x H1300mm	Black
ES2202	Ironing surface:L915 x W320mm Folded size:W335 x H1300mm	Silver

Features:

- Specially designed for hotel guest room
- Steel mesh top for easy steam permeability
- Lightweight and compact for easy hang-up wardrobe storage
- V leg and tubular construction, more stable
- Height adjustment
- Non-slip end caps on each leg for extra stability
- Detachable iron holder for packing space saving, power cable tidy
- Scorch resistant metalized cover
- Folded size with iron holder:W360 x D235 x H1360mm
- Folded size without iron holder:W360 x H1260mm



ES2209

ES2023

ES2209.IS

Art.	Specifications	Color
ES2209	Ironing surface:L1100 x W340mm	Silver cover Black frame
ES2023	L388 x W116 x H40mm	Black
ES2209.IS	One ES2209 ironing board One ES2014 steam iron One ES2023 iron holder	Silver

Hair Dryers



ES5501.WH



ES5501



ES2026

Anti-theft holder for wall-mounted solution



Features:

Drawer and wall-mounted solutions
 Long-life AC motor
 Two heat settings with cold shot
 Rubberized soft-touch finish, more comfortable
 Integrated over-heating and circuit protection
 Removable nozzle
 Double insulation class II
 Coil cord with BS/VDE plug
 CE approved

Art.	Specifications	Color
ES5501	220-240V 50/60Hz 1600W	Black
ES5501.WH	One holder plus one hair dryer ES2026 holder/ES5501 hair dryer	Black
ES2026	Brass material	Chrome
ES5511	220-240V 50/60Hz 1600W	Black

10



ES5511



Storage bags for drawer solution



ES4551



ES4552



ES4553



ES4554

Features:

Foldable design
 Long-life AC motor
 Two heat settings with cold shot
 Integrated over-heating and circuit protection
 Removable nozzle
 Double insulation class II
 Straight cord with BS/VDE plug
 CE approved

Art.	Specifications	Color
ES4551	Non-woven with logo printing W300 × H350mm	Ivory
ES4552	Non-woven with logo printing W360 × H380mm	Black
ES4553	Velvet with logo embroidery W300 × H350mm	Ivory
ES4554	Velvet with logo embroidery W360 × H380mm	Black



ES5521

Features:

- Three heat settings with cold shot
- Over-heating and circuit protection
- Main power and micro-sensitive power switches
- Impact resistant
- Spiral cord with good flexibility
- Double insulation class II
- CE approved

Art.	Specifications	Color
ES5521	220-240V 50/60Hz 1600W	White



ES5526

Features:

- Two heat settings with cold shot
- Over-heating and circuit protection
- Main power and micro-sensitive power switches
- Impact resistant
- Spiral cord with good flexibility
- Double insulation class II
- CE approved

Art.	Specifications	Color
ES5526	220-240V 50/60Hz 1600W	White
ES5527	220-240V 50/60Hz 1600W	Black



ES5527

Hair Dryers



ES1001A

Features:

- Two heat selections
- Over-heating and circuit protection
- Main power and Micro-sensitive power buttons
- Dual voltage shaver socket 110V/220V
- Impact resistant
- Spiral cord with good flexibility
- Power indicator light
- Wall mounted

Specifications:

- Voltage & power 220V 50Hz 1200W
- Current 5.5A
- Insulation protection class II
- Airflow rate 12m/s
- Airflow 75m³/h
- CE approved



ES1002A

Features:

- Two heat selections
- Over-heating and circuit protection
- Main power and Micro-sensitive power buttons
- Dual voltage shaver socket 110V/220V
- Impact resistant
- Spiral cord with good flexibility
- Power indicator light
- Wall mounted or drawer mounted

Specifications:

- Voltage & power 220V 50Hz 1200W
- Current 5.5A
- Insulation protection class II
- Airflow rate 12m/s
- Airflow 75m³/h
- CE approved



ES1008

Features:

- Hi & Low two heat selections
- Over-heating and circuit protection
- Micro-sensitive power button
- Impact resistant
- Straight cord with length of 155cm
- Convenient storage bag is optional

Specifications:

- Voltage & power 220V 50Hz 1000W
- Current 4.5A
- Insulation protection class II
- Airflow rate 10m/s
- Airflow 54m³/h
- CE approved

Art.	Details	Color
ES1001A	With shaver socket, 1200W	White
ES1001B	Without shaver socket, 1200W	White
ES1002A	With shaver socket, 1200W	White
ES1002B	With LED light, 1200W	White
ES1008	Foldable, 1000W	White



ES1003A



ES1007

Features:

- Hi & Low two heat selections
- Over-heating and circuit protection
- Main power and Micro-sensitive power buttons
- Dual voltage shaver socket 110V/220V
- Impact resistant
- Spiral cord with good flexibility
- Wall mounted

Specifications:

- Voltage & power 220V 50/60Hz 1200W
- Current 5.4A
- Insulation protection class II □
- Airflow rate 13m/s
- Airflow 71m³/h
- CE approved

Art.	Details	Color
ES1003A	With shaver socket, 1200W	White
ES1003B	Without shaver socket, 1200W	White
ES1007	Storage bag is optional, 1200W	White

Features:

- Hi & Low two heat selections
- Over-heating and circuit protection
- Main power and Micro-sensitive power buttons
- Impact resistant
- Spiral cord with good flexibility
- Wall mounted

Specifications:

- Voltage & power 220V 50/60Hz 1200W
- Current 5.4A
- Insulation protection class II □
- Airflow rate 9.4m/s
- Airflow 71m³/h
- CE approved



ES1006

Features:

- Hi & Low two heat selections
- Over-heating and circuit protection
- Main power and Micro-sensitive power buttons
- Dual voltage shaver socket 110V/220V
- Impact resistant
- Spiral cord with good flexibility
- Power indicator light and waterproof cover
- Wall mounted

Specifications:

- Voltage & power 220V 50/60Hz 1200W
- Current 5.4A
- Insulation protection class II □
- Airflow rate 9.4m/s
- Airflow 71m³/h
- CE approved



ES1005

ES1004

Art.	Details	Color
ES1004	With shaver socket, 1200W	White
ES1005	Without shaver socket, 1200W	White
ES1006	Without shaver socket, 1200W	White

Hand Dryers & Body Dryers



ES1009A

Features:

- Different heat selections
- Over-heating and circuit protection
- Dual voltage shaver socket 110V/220V
- 15 minutes timer control
- Waterproof and safety construction
- Energy saving
- Flexible hose
- Easy installation

Specifications:

- Voltage & power 220V 50Hz 700W
- Current 3.1A
- Insulation protection class II
- Airflow rate 10m/s
- Airflow 83.5m³/h
- CE approved



ES1101

EASTON hand dryers use

high quality material and components.

Aluminum alloy shell, fire resistant and waterproof.

Quick reaction auto infrared sensor,

Quiet and long-life motor, convenient and reliable.

They are the best choice of hotels and restaurants.

Specifications:

- Voltage & power 220V 50Hz 1800W
- Current 8A
- Insulation protection class II
- Airflow rate 18m/s
- Airflow 147m³/h
- CE approved



ES1102

Specifications:

- Voltage & power 220V 50Hz 1600W
- Current 7A
- Insulation protection class II
- Airflow rate 10.6m/s
- Airflow 162m³/h
- CE approved

Art.	Details	Color
ES1019A	With shaver socket, 700W	White
ES1019B	Without shaver socket, 700W	White
ES1101	Automatic type, 1800W	White
ES1102	Automatic type, 1600W	White



ES1153

Features:

- Fashionable design
- Fire resistance engineering plastic material
- Infrared automatic induction system
- Cold & hot two settings
- Airflow up to 90m/s
- Drying time 8–12 seconds
- Insulation protection class 1, IP 21
- CE approved
- 220–240V, 50/60Hz, 1100W



ES1154

Features:

- Classic design
- Strong ABS material
- Sensitive automatic device
- Brushless DC motor
- Airflow up to 100m/s
- Drying time 8–10 seconds
- Insulation protection class 1, IP 21
- CE approved
- 220–240V, 50/60Hz, 1900W



Art.	Details	Color
ES1153	Hand dryer, W250 × D170 × H470mm	White
ES1154	Jet hand dryer, W300 × D220 × H687mm	White

Room Safes



ES1028/Black

Features:

- Illuminated keypad
- Large LED display
- Visual and audio operating signals
- 4 digits code
- Mechanical key override
- Emergency handheld override for safe openings
- 100 last events audit trail
- Low battery indicator (by press button)
- Auto sleep mode for energy saving
- Automatic lockout for 15 minutes after 4 tries
- Motorized locking system
- Scratch resistant powder coat finish
- Standard colours black and ivory

Specifications:

- Operated 4 x AA battery cells
- Two 19mm diameter hardened steel locking bolts
- Ext. dimension: W430 x D360 x H200mm
- N.W.: 12.5 kgs



ES1028/Ivory



Electronic handheld override for no battery power opening and audit functions

Art.	Optional functions	Color
ES1028	Internal power supply for charging (back of safe)	Black/Ivory



ES1031/Black

Features:

- Illuminated keypad
- Large LED display
- Visual and audio operating signals
- 3-6 digits code
- Mechanical key override
- Emergency handheld override for safe openings
- 100 last events audit trail
- Low battery indicator (by press button)
- Automatic lockout for 5 minutes after 3 tries
- Motorized locking system
- Scratch resistant powder coat finish
- Standard colours black and ivory

Specifications:

- Operated 4 x AA battery cells
- Two 19mm diameter hardened steel locking bolts
- Ext. dimension: W420 x D370 x H200mm
- N.W.: 11.0 kgs



ES1031/Ivory



Electronic handheld override for no battery power opening and audit functions

Art.	Optional functions	Color
ES1031	Internal LED light Internal power supply for charging (back of safe) To work with 6V converted power instead of batteries	Black/Ivory

Room Safes



ES1032/Drawer safe

Features:

- Illuminated keypad
- LED display
- Visual and audio operating signals
- 3-6 digits code
- Mechanical key override
- Emergency handheld override for safe openings
- 100 last events audit trail
- Low battery indicator (by press button)
- Automatic lockout for 5 minutes after 3 tries
- Motorized locking system
- Scratch resistant powder coat finish
- Standard colours black and ivory

Specifications:

- Operated 4 x AA battery cells
- Two 19mm diameter hardened steel locking bolts
- Ext. dimension: W420 x D370 x H200mm
- N.W.: 14.2 kgs

Features:

- LED display
- Visual and audio operating signals
- 3-6 digits code
- Mechanical key override
- Emergency handheld override for safe openings
- 100 last events audit trail
- Low battery indicator (by press button)
- Automatic lockout for 5 minutes after 3 tries
- Motorized locking system
- Scratch resistant powder coat finish
- Standard colours black and ivory

Specifications:

- Operated 4 x AA battery cells
- Two 19mm diameter hardened steel locking bolts
- Ext. dimension: W410 x D350 x H150mm
- N.W.: 10.5 kgs



Electronic handheld override for no battery power opening and audit functions



ES1033/Top open safe

Art.	Optional functions	Color
ES1033	Internal LED light Internal power supply for charging (back of safe) To work with 6V converted power instead of batteries	Black/Ivory

Features:

- Illuminated keypad
- LED display
- Visual and audio operating signals
- 3-6 digits code
- Mechanical key override
- Low battery indicator (by press button)
- Automatic lockout for 5 minutes after 3 tries
- Motorized locking system
- Scratch resistant powder coat finish
- Standard colours black and ivory

Specifications:

- Operated 4 x AA battery cells
- Two 19mm diameter hardened steel locking bolts
- Ext. dimension: W420 x D370 x H200mm
- N.W.: 11.0 kgs



ES1030/Black



ES1030/Ivory

Art.	Optional functions	Color
ES1030	Internal LED light Internal power supply for charging (back of safe) To work with 6V converted power instead of batteries	Black/Ivory



ES1029/Ivory

Features:

- LED display
- Visual and audio operating signals
- 3-6 digits code
- Mechanical key override
- Low battery indicator (by press button)
- Automatic lockout for 5 minutes after 3 tries
- Motorized locking system
- Scratch resistant powder coat finish
- Standard colours black and ivory

Specifications:

- Operated 4 x AA battery cells
- Two 19mm diameter hardened steel locking bolts
- Ext. dimension: W420 x D370 x H200mm
- N.W.: 11.0 kgs



ES1029/Black

Art.	Optional functions	Color
ES1029	Internal LED light Internal power supply for charging (back of safe) To work with 6V converted power instead of batteries	Black/Ivory

Minibars

Features of EASTON minibar:

- The newest absorption cooling system, more effective cooling
- CFC free, Eco-friendly
- Completely silent during working, quiet and comfortable
- Lower energy consumption
- Long-life key parts, no more concerns of frequent maintenance



ES7630



ES7630

General specifications:

30L capacity with glass door
Adjustable tempered glass shelves, safe and deluxe
Interior LED light with low rated power.
Automatic defrosting
Reversible door
Door lock is available on request
UK or Euro plug
CE approved

Technical data:

Power 220-240V, 50/60Hz, 70W
Power consumption 1.0kWh/24h
Cooling temperature: 5-7°C/8-10°C
Size: W400 × D410 × H495mm
Net weight: 16.24 kgs



ES7530



ES7530

General specifications:

30L capacity with foam door
Adjustable tempered glass shelves, safe and deluxe
Interior LED light with low rated power.
Automatic defrosting
Reversible door with adjustable retainers
Door lock is available on request
UK or Euro plug
CE approved

Technical data:

Power 220-240V, 50/60Hz, 70W
Power consumption 0.75 kWh/24h
Cooling temperature: 4-6°C/7-9°C
Size: W400 × D415 × H495mm
Net weight: 12.56 kgs



ES7640



ES7640

General specifications:

40L capacity with glass door
 Adjustable tempered glass shelves, safe and deluxe
 Interior LED light with low rated power.
 Automatic defrosting
 Reversible door
 Door lock is available on request
 UK or Euro plug
 CE approved

Technical data:

Power 220-240V, 50/60Hz, 70W
 Power consumption 1.0 kWh/24h
 Cooling temperature: 5 -7°C/8-10°C
 Size: W400 × D440 × H560mm
 Net weight: 18.84 kgs



ES7540



ES7540


General specifications:

40L capacity with foam door
 Adjustable tempered glass shelves, safe and deluxe
 Interior LED light with low rated power.
 Automatic defrosting
 Reversible door with adjustable retainers
 Door lock is available on request
 UK or Euro plug
 CE approved

Technical data:

Power 220-240V, 50/60Hz, 70W
 Power consumption 0.75 kWh/24h
 Cooling temperature: 4 -6°C/7-9°C
 Size: W400 × D440 × H560mm
 Net weight: 14.4 kgs

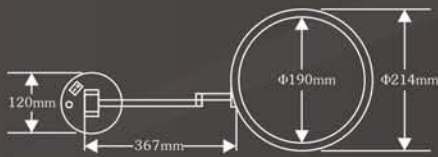
Magnifying Mirrors



ES3004

Features:

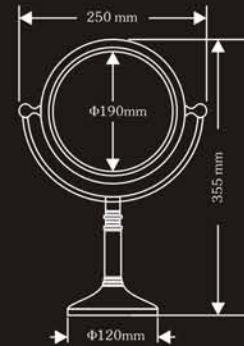
Single sided mirror with 3 times magnification
Twin arm
LED light
Mirror diameter 190mm
AC 110-240V
Chrome finish



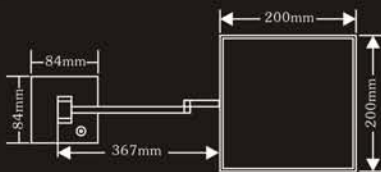
ES3008

Features:

Desktop type
Double sided mirror, plain and 3 times magnification
LED light
Mirror diameter 190mm
AC 110-240V
Chrome finish



22

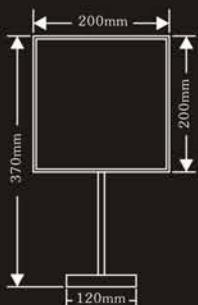


Features:

Single sided mirror with 3 times magnification
Twin arm
LED light
Ultra thin
Mirror size 200 x 200mm
AC 110-240V
Brass material with chrome finish



ES3009



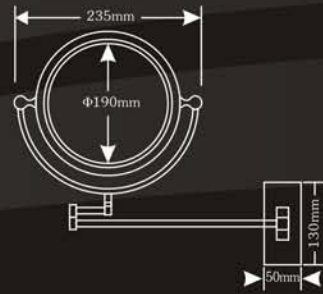
ES3010

Features:

Free standing
Single sided mirror with 3 times magnification
LED light
Ultra thin
Operated by 4 x AA batteries (Battery is not included)
Light automatically turn on/off when touch mirror button
Mirror size 200 x 200mm
Brass material with chrome finish

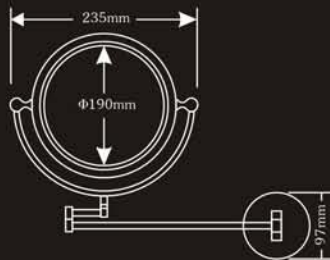


ES3001



Features:

- Double sided mirror, plain and 4 times magnification
- Free adjustment twin arm
- Invisible screws
- Rectangle base
- Mirror diameter 190mm
- Chrome finish



ES3002

Features:

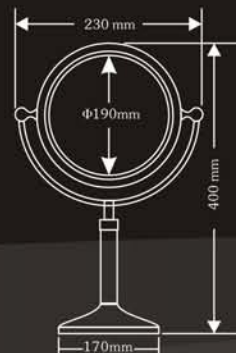
- Double sided mirror, plain and 4 times magnification
- Free adjustment twin arm
- Invisible screws
- Round base
- Mirror diameter 190mm
- Chrome finish




ES3003

Features:

- Desktop design
- Double sided mirror, plain and 5 times magnification
- Height adjustment
- Mirror diameter 190mm
- Chrome finish



Waste Bins



ES8533



ES8531

Features:

Round shape
Double layer, concealed rubbish bag
Powder coat metal inner layer, durable and fire resistant
Stainless steel outside
Rubber rim at the bottom for floor protection

Art.	Specifications	Color
ES8531	Round shape, $\Phi 200 \times H305$ mm, 10L	Polished
ES8533	Round shape, $\Phi 225 \times H300$ mm, 12L	Brushed

24



ES8512



ES8511

Features:

Smart design for room use
Stainless steel and powder coat finishes
Swing lid for tidy looking
Rubber rim at the bottom for floor protection

Art.	Specifications	Color
ES8511	Round shape, $\Phi 200 \times H260$ mm, 7L	Brushed
ES8512	Round shape, $\Phi 200 \times H260$ mm, 7L	Black



ES8517



ES8518

Features:

Smart design for room use
Stainless steel and powder coat finishes
Swing lid for tidy looking
Rubber rim at the bottom for floor protection
Different capacities are available

Art.	Specifications	Color
ES8515	Round shape, $\Phi 200 \times H300$ mm, 10L	Black
ES8516	Round shape, $\Phi 200 \times H300$ mm, 10L	Brushed
ES8517	Round shape, $\Phi 245 \times H300$ mm, 14L	Black
ES8518	Round shape, $\Phi 245 \times H300$ mm, 14L	Brushed

Features:

Simple and classic design for hotel room use
 Round shape
 Single layer
 Stainless steel material with mirror finish
 Leatherette covered is available on request

Art.	Specifications	Color
ES8008	Round shape, $\Phi 207 \times H285$ mm, 7L	Polished s/s
ES8009	Round shape, $\Phi 207 \times H285$ mm, 7L	Black leatherette



ES8009



ES8008



ES8521

ES8523

ES8522

Features:

Round shape
 Single wall design
 Stainless steel and leatherette finishes
 Rubber rim at the bottom for floor protection

Art.	Specifications	Color
ES8521	$\Phi 200 \times H300$ mm, 9L	Brushed
ES8522	$\Phi 200 \times H300$ mm, 9L	Black
ES8523	$\Phi 200 \times H300$ mm, 9L	Coffee brown



ES8020

ES8019

ES8018

Features:

Quality stainless steel material
 Fire safe construction design
 Plastic liner for easy cleaning
 Different capacities are available

Art.	Specifications	Color
ES8018	$\Phi 170 \times H260$ mm, 3L	Polished
ES8019	$\Phi 205 \times H275$ mm, 5L	Polished
ES8020	$\Phi 250 \times H390$ mm, 12L	Polished

Waste Bins



ES8003

Features:

Oval shape
 Double layer, concealed rubbish bag
 Covered with coffee matted leatherette
 Powder coat metal inner layer, durable and fire resistant
 Fixed s/s ring on the top
 Rubber rim at the bottom for floor protection



ES8006

ES8007

ES8005

Features:

Round shape
 Double layer, concealed rubbish bag
 Covered with leatherette
 Powder coat metal inner layer, durable and fire resistant
 Fixed s/s ring on the top
 Rubber rim at the bottom for floor protection

Art.	Specifications	Color
ES8003	Oval shape, L260 × W190 × H270mm, 10L	Coffee
ES8005	Round shape, Φ225 × H270mm, 10L	Brushed s/s
ES8006	Round shape, Φ225 × H270mm, 10L	Brown
ES8007	Round shape, Φ225 × H270mm, 10L	Ivory



ES8012

ES8010

ES8011

Features:

Oval shape
 Double layer, concealed rubbish bag
 Covered with leatherette
 Powder coat metal inner layer, durable and fire resistant
 Fixed s/s ring on the top
 Rubber rim at the bottom for floor protection



ES8015

ES8016

Features:

Single layer
 Covered with leatherette outside
 Powder coat metal inside, durable and fire resistant
 Fixed s/s ring on the top
 Rubber rim at the bottom for floor protection

Art.	Specifications	Color
ES8010	Oval shape, L260 × W190 × H270mm, 10L	Black powder
ES8011	Oval shape, L260 × W190 × H270mm, 10L	Brown
ES8012	Oval shape, L260 × W190 × H270mm, 10L	Ivory
ES8015	Round shape, Φ225 × H270mm, 10L	Black leatherette
ES8016	Oval shape, L255 × W185 × H270mm, 10L	Brown

Features:

Durable plastic material
Impact, scratch resistance
Easy cleaning
Black and ivory colours

Art.	Specifications	Color
ES8022	L275 × W210 × H316mm, 14L	Ivory
ES8024	L275 × W210 × H316mm, 14L	Black



ES8024



ES8022

Features:

Durable plastic material
Leatherette wrapped outside
Different colors are available
Easy cleaning



ES8541

ES8542

ES8543

Art.	Specifications	Color
ES8541	Oval shape, L245 × W168 × H275mm, 8L	Ivory
ES8542	Oval shape, L265 × W180 × H300mm, 10L	Brown
ES8543	Oval shape, L265 × W180 × H300mm, 10L	Black



ES8026

Features:

Square shape
Leatherette outer layer
Powder coat metal inner liner
Quick and easy to clean



ES8028

Features:

Rectangle shape
Designed for waste sorting
Leatherette outer layer
Fire resistant metal inner liner
Concealed rubbish bag
Quick and easy to clean
Rubber leg at the bottom for floor protection



ES8027

Plastic inner liner

Features:

Rectangle shape
Leatherette outer layer
Plastic inner liner
Concealed rubbish bag
Quick and easy to clean

Art.	Specifications	Color
ES8026	Top230 × Bottom178 × H300mm	Brown
ES8027	Top263/193 × Bottom222/155 × H275mm	Coffee
ES8028	L385 × W260 × H280mm	Coffee

Ashtray Bins & Ice Buckets



ES8031



ES8030

Features:

Specially designed to use at hotel lobby
 Brushed s/s frame
 Quality marble basin on the top
 Easy to empty and clean inner liner
 Rubber pads at the bottom for floor protection



ES8033



ES8034

Features:

Designed for indoor applications
 Round shape
 Stainless steel swivel lid
 Brushed s/s and black powder coat body
 Easy to empty and clean inner liner



ES8036



ES8037

Features:

Designed for indoor applications
 Round shape
 Stainless steel lid with ashtray
 Brushed s/s and black powder coat finish body
 Easy to empty and clean inner liner

Features:

Designed for indoor applications
 Rectangle shape
 Stainless steel lid with ashtray
 Brushed s/s and black powder coat finish body
 Easy to empty and clean inner liner

Art.	Specifications	Color
ES8030	L320 × W300 × H800mm	Black
ES8031	L280 × W220 × H770mm	Brushed s/s
ES8033	Φ300 × H635mm	Black
ES8034	Φ300 × H635mm	Brushed s/s
ES8036	Φ250 × H600mm	Black
ES8037	Φ250 × H600mm	Brushed s/s
ES8038	L300 × W240 × H620mm	Black
ES8039	L300 × W240 × H620mm	Brushed s/s



ES8039



ES8038



ES4005B

Features:

Double layer design
Stainless steel material
Brushed and polished finishes are available
Ice tong is included
1.2L capacity



ES4006

Features:

Double layer design
Stainless steel material
Brushed finish
Concealed ice tong, convenient & space saving
Durable handle
1.2L capacity



ES4009

Features:

Double layer design
Stainless steel material
Brushed finish
Ice tong is included
1.2L capacity



ES4008

Features:

Single layer design
Luxury leatherette fully wrapped outside
Stainless steel insert
Wooden handle on the lid
Ice tong is included
Base tray is optional on request
1.2L capacity

Art.	Specifications	Color
ES4005B	TopΦ137 × BottomΦ116 × H140/195mm, 1.2L	Brushed
ES4005P	TopΦ137 × BottomΦ116 × H140/195mm, 1.2L	Polished
ES4006	Φ140 × H140/198mm, 1.2L	Brushed
ES4008	Φ140 × H153/185mm, 1.2L	Black
ES4009	Φ150 × H136/205mm, 1.2L	Brushed

Leather Products



Classic black series

Art.	Item name	Specifications	Color
01	Guest directory	W280 × H340mm	Black
02	VIP folder	W240 × H320mm	Black
03	Check in folder	W240 × H320mm	Black
04	Notepad holder	W140 × H200mm	Black
05	Bill folder	W140 × H260mm	Black
06	Minibar list holder	W130 × H230mm	Black
07	Square tissue box	L130 × W130 × H130mm	Black
08	TV Remote holder	W80 × D80 × H170mm	Black
09	Rectangle tissue box	L260 × W140 × H75mm	Black

Classic coffee series

Art.	Item name	Specifications	Color
01	Compendium folder	W250 × H320mm, 3 pages	Coffee
02	VIP folder	W240 × H320mm	Coffee
03	Laundry list holder	W240 × H350mm	Coffee
04	TV Remote holder	W230 × D60 × H240mm	Coffee
05	Alarm clock	W120 × D60 × H160mm	Coffee
06	Bill folder(3 pages)	W140 × H230mm	Coffee
07	Minibar list holder	W120 × H210mm	Coffee
08	Rectangle tissue box	L240 × W120 × H70mm	Coffee
09	Sachet tray	L220 × W115 × H35/55mm	Coffee
10	Desk blotter	W420 × H320mm	Coffee
11	Notepad holder	W155 × H165mm	Coffee



30



Combination series

Art.	Item name	Specifications	Color
01	In-room bin	T260 × 220/195 × 155 × H335mm	Cream
02	Guest directory	W240 × H320mm	Cream
03	Check in folder	W240 × H320mm	Cream
04	Notepad holder	W130 × H190mm	Cream
05	Shoe tray	L410 × W305 × H80mm	Cream
06	Stationery box	L220 × W100 × H50mm	Cream
07	Cotton ball holder	L100 × W100 × H80mm	Cream
08	Tea & coffee box	L225 × W225 × H150mm	Cream
09	Square tissue box	L130 × W130 × H135mm	Cream
10	Rectangle tissue box	L240 × W125 × H70mm	Cream
11	Jewelry tray	L340 × W300 × H25mm	Cream
12	Remote holder	W85 × D70 × H65/110mm	Cream
13	Sachet holder	L150 × W80 × H30/50mm	Cream



Sky blue series

Art.	Item name	Specifications	Color
01	Guest directory	W240 × H320mm	Sky blue
02	Notepad holder	W160 × H195mm	Sky blue
03	Bill folder	W160 × H270mm	Sky blue
04	TV Remote holder	W77 × D80 × H180mm	Sky blue
05	Magazine rack	W275 × D100 × H185mm	Sky blue
06	Sachet tray	L155 × W115 × H35/55mm	Sky blue
07	Kettle tray	L400 × W290 × H30mm	Sky blue
08	Rectangle tissue box	L240 × W130 × H70mm	Sky blue

Navy blue series


Art.	Item name	Specifications	Color
01	Guest directory	W160 × H320mm	Navy blue
02	Minibar list holder	W120 × H225mm	Navy blue
03	TV Remote pouch	W110 × H210mm	Navy blue
04	Stationery box	W255 × D195 × H45mm	Navy blue
05	Notepad holder	W165 × H190 × T16mm	Navy blue
06	Service tray	L400 × W300 × H50mm	Navy blue



Border series

Art.	Item name	Specifications	Color
01	Waste bin	T260 × B180 × H300mm	Coffee
02	Tumbler tray	L210 × W110 × H35mm	Coffee
03	Amenities tray	L300 × W250 × H40mm	Coffee
04	Minibar tray	L450 × W300 × H400mm	Coffee
05	Coaster	L100 × W100mm	Coffee
06	Tissue box	L130 × W120 × H145mm	Coffee
07	Tea/coffee box	L235 × W100 × H100mm	Coffee

Leather Products



Coffee straw mat series

Art.	Item name	Specifications	Color
01	Rectangle tissue box	L240 × W130 × H80mm	Coffee
02	TV remote holder	L85 × W60 × H155mm	Coffee
03	Sachet tray	W85 × D100 × H50mm	Coffee
04	Service tray	L270 × W210 × H45mm	Coffee
05	Minibar tray	L400 × W335 × H45mm	Coffee



Black straw mat series

Art.	Item name	Specifications	Color
01	Check in folder	W230 × H330mm	Black
02	Guest directory	W240 × H320mm	Black
03	Bill folder	W130 × H220mm	Black
04	Square tissue box	L140 × W140 × H145mm	Black
05	Rectangle tissue box	L240 × W130 × H80mm	Black
06	Amenities tray	L320 × W225 × H35mm	Black

Art.	Item name	Specifications	Color
ES8078	Shoe basket	L400 × W340 × H85mm	Black
ES8079	Shoe basket	L330 × W220 × H230mm	Black
ES8080	Shoe basket	L345 × W265 × H35/80mm	Coffee





Art.	Item name	Specifications	Color
ES8120	DND sign	W100 × H170mm	Red
ES8121	Door sign	W100 × H170mm	Pink
ES8122	Door sign	W100 × H170mm	White
ES8123	Door sign	W75 × H135mm	Light blue



ES8088



ES8087



ES8089

Art.	Item name	Specifications	Color
ES8087	Amenities box	W250 × D200 × H90mm	Brown
ES8088	Amenities box	W250 × D300 × H145mm	Black
ES8089	Amenities tray	L350 × W248 × H30mm	Sky blue



ES8124

Art.	Item name	Specifications	Color
ES8124	Jewelry box	W210 × D160 × H60mm	Black

Wooden Products



ES8090



ES8091



ES8092



ES8093

Art.	Item name	Specifications	Color
ES8090	Amenities tray	L360 × W250 × H60mm,MDF	Mahogany
ES8091	Amenities tray	L330 × W220 × H50mm,Solid wood	Walnut
ES8092	Amenities box	L251 × W204 × H152mm,MDF	Mahogany
ES8093	Amenities box	L275 × W275 × H100mm,MDF	Black



ES8095



ES8104

ES8105

Art.	Item name	Specifications	Color
ES8095	Turndown tray	Black lacquered with high brightness L458 × W358 × H50mm,MDF	Black
ES8104	Service tray	L395 × W290 × H40mm,MDF	Black
ES8105	Service tray	L470 × W320 × H25mm,MDF	Walnut



Art.	Item name	Specifications	Color
ES8096	Square tissue box	L140 × W140 × H145mm,MDF	Mahogany
ES8097	Rectangle tissue box	L246 × W135 × H74mm,MDF	Mahogany
ES8099	Magazine rack	W205 × D120 × H160mm,MDF	Black
ES8101	Magazine rack	W265 × D80 × H155mm,MDF	Mahogany
ES8103	Remote holder	L120 × W95 × H180mm,MDF	Mahogany



Black ash series

Art.	Item name	Specifications	Color
01	In-room bin	Top260 × 220/B190 × 150 × H300mm	Black
02	Magazine rack	W260 × D125 × H105/255mm	Black
03	Turndown tray	L340 × W240 × H30/60mm	Black
04	Service tray	L400 × W280 × H40mm	Black
05	Square tissue box	L125 × W125 × H135mm	Black
06	Rectangle tissue box	L240 × W125 × H70mm	Black
07	Candy box	Top100 × 100/B80 × 80 × H60mm	Black
08	Tea/coffee box	L150 × W80 × H30/50mm	Black

Luxury Valet Stands & Luggage Racks



ES6016



ES6018



ES6019



ES6017

Features:

- Practical and classic design
- Easy installation construction
- Made of solid wood
- Ship unassembled

Features:

- Simple and stylish
- Heavy duty design, more stable
- Stainless steel base and rod
- Wooden hanger
- Easy installation construction
- Ship unassembled
- Stainless steel polished and black color



ES6015

Features:

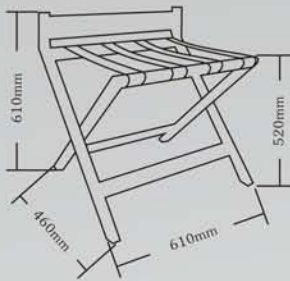
- Designed for more practicalities
- Easy installation construction
- Made of solid wood
- Ship unassembled

Art.	Specifications	Color
ES6015	W460 × D450 × H1000/1250mm	Dark walnut
ES6016	W445 × D325 × H1100mm	Walnut
ES6017	Base diameter360 × W471 × H1150mm	Walnut
ES6018	W445 × D350 × H1090mm	Walnut
ES6019	Base diameter320 × W470 × H1230mm	Polished



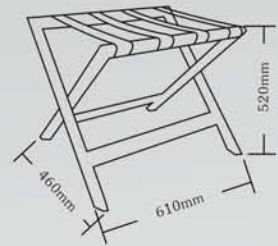
ES6021

Features:
 Heavy duty design
 With back bar
 4 black durable straps
 Easy fold-up
 Made of solid wood
 Walnut color



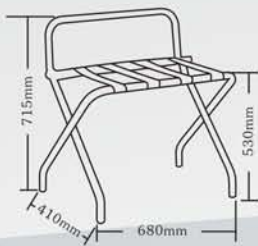
ES6022

Features:
 Heavy duty design
 4 black durable straps
 Easy fold-up
 Made of solid wood
 Walnut color



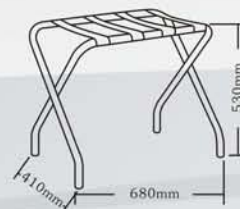
ES6023

Features:
 Strong metal frame with silver chrome
 With back bar
 4 black durable straps
 Easy fold-up



ES6024

Features:
 Strong metal frame with silver chrome
 4 black durable straps
 Easy fold-up



Wooden Hangers

General specifications:

- Coat, male, female, kids hangers, etc are available
- With different shapes and thicknesses of 1.2, 1.6, 2.0 and 4.5cm
- Natural wood, mahogany and black three regular colours
- Open metal hook and clips are available in silver, gold and matt nickel-plating finishes
- Security ring is optional on request
- Wood bar, Anti-slip rubber tube and rubber teeth bars are optional



Art.	Item name	Specifications	Color
ES0019R	Coat hanger	Width 44.5cm, thickness 4.5cm Silver hook, Anti-slip rubber tube	Natural wood
ES0019F	Coat hanger	Width 44.5cm, thickness 4.5cm Silver hook, Anti-slip rubber teeth	Natural wood
ES6612	Male hanger	Width 44.5cm, thickness 1.2cm Silver security ring, wood bar	Natural wood
ES6616	Male hanger	Width 44.5cm, thickness 1.6cm Silver hook, Anti-slip rubber teeth	Natural wood
ES6620	Female hanger	Width 44.5cm, thickness 2.0cm Silver hook and clips	Natural wood



Art.	Item name	Specifications	Color
ES0020R	Coat hanger	Width 44.5cm, thickness 4.5cm Silver hook, Anti-slip rubber tube	Mahogany
ES0020F	Coat hanger	Width 44.5cm, thickness 4.5cm Silver hook, Anti-slip rubber teeth	Mahogany
ES6613	Male hanger	Width 44.5cm, thickness 1.2cm Silver security ring, Anti-slip rubber tube	Mahogany
ES6617	Male hanger	Width 44.5cm, thickness 1.6cm Silver hook, Anti-slip rubber teeth	Mahogany
ES6621	Female hanger	Width 44.5cm, thickness 2.0cm Silver hook and clips	Mahogany



Art.	Item name	Specifications	Color
ES0021R	Coat hanger	Width 44.5cm,thickness 4.5cm Matt nickel-plating hook,rubber tube	Full matt black
ES6618	Male hanger	Width 44.5cm,thickness 2.0cm Matt nickel-plating hook, rubber tube	Full matt black
ES6622	Female hanger	Width 44.5cm,thickness 2.0cm Matt nickel-plating hook and clips	Full matt black
ES6623	Kids hanger	Width 32cm,thickness 2.0cm Matt nickel-plating hook,rubber tube	Full matt black



Features:

Ivory and balck two regular colours
Wood core padded with sponge
Covered with satin fabric
Open metal hook is optional in silver and gold finishes

Art.	Item name	Specifications	Color
ES6630	Laundry hanger	Plastic material, Width 40.5cm,height 23.5cm	Black
ES6631	Laundry hanger	Plastic material, Width 40.5cm,height 23.5cm	White
ES6624	Satin hanger	Silver hook,width 39cm	Ivory
ES6625	Satin hanger	Silver hook,width 39cm	Black



Features:

Round head
Soft brush with hanging strap
Coating on the surface
Natural wood and mahogany
38cm long



Features:

Square head
Soft brush with hanging strap
Coating on the surface
Natural wood and mahogany
38cm long



Features:

Square head
Foot-matching design with hanging strap
Coating on the surface
Natural wood and mahogany
38cm long

Rollaway Extra Beds & Amenities Holders



ES7706

Features:

- Specially designed for hotel room use
- Strong tubular frame, more stable
- 10cm mattress with high density sponge for extra durability
- Wooden headboard
- Heavy duty wheels
- Easy to fold and unfold



ES7707

Features:

- Standing type design specially for hotel room use
- Strong tubular frame, more stable
- Can be stored upright to save space
- Wooden headboard
- Full-size spring mattress with thickness of 20cm
- Heavy duty wheels



ES7708



Features:

- Specially designed for hotel room use
- Strong tubular frame, more stable
- 12cm mattress with high density sponge for extra durability
- Wooden headboard
- Heavy duty wheels
- Easy to fold and unfold



ES7710



Features:

- Specially designed for hotel room use
- Strong tubular frame, more stable
- 9cm mattress with high density sponge for extra durability
- Wooden headboard
- Heavy duty wheels
- Easy to fold and unfold

Art.	Specifications	Color
ES7706	10cm mattress, L1930 × W920 × H550mm	Grey
ES7707	20cm mattress, L2000 × W1050 × H580mm	Grey
ES7708	12cm mattress, L1950 × W950 × H400mm	Grey
ES7710	9cm mattress, L1950 × W950 × H400mm	Blue

Features:

Modern and elegant design
High grade resin material with black shiny finish
Waterproof and convenient to care
Easy to match the decoration of bathroom

Art.	Item name	Specifications	Color
ES7001	Square tissue box	L135 × W132 × H145mm	Black
ES7002	Bath salts container	L90 × W80 × H100mm	Black
ES7003	Soap dish	L80 × W80 × H17mm	Black
ES7004	Vase	L53 × W53 × H180mm	Black
ES7005	Liquid soap dispenser	L90 × W80 × H90mm	Black
ES7006	Amenities holder	L285 × W250 × H38mm	Black
ES7007	Towel tray	L230 × W150 × H20mm	Black
ES7008	Amenities tray	L340 × W210 × H25mm	Black



Features:

Modern and elegant design
High grade resin material with white crystal finish
Waterproof and convenient to care
Easy to match the decoration of bathroom

Art.	Item name	Specifications	Color
ES7019	Square tissue box	L127 × W127 × H100mm	White
ES7020	Vase	Bottom 64 × Top 55 × H180mm	White
ES7021	Liquid soap dispenser	L90 × W80 × H90/150mm	White
ES7022	Bath salts container	L90 × W80 × H90/100mm	White
ES7023	Soap dish	L115 × W80 × H24mm	White
ES7024	Amenities tray	L320 × W110 × H30mm	White

Features:

Modern and elegant design
High grade resin material with marble finish
Waterproof and convenient to care
Easy to match the decoration of bathroom

Art.	Item name	Specifications	Color
ES7010	Square tissue box	L135 × W132 × H145mm	Marble
ES7011	Bath salts container	L90 × W80 × H100mm	Marble
ES7012	Soap dish	L80 × W80 × H17mm	Marble
ES7013	Vase	L53 × W53 × H180mm	Marble
ES7014	Liquid soap dispenser	L90 × W80 × H90mm	Marble
ES7015	Amenities holder	L285 × W250 × H38mm	Marble
ES7016	Towel tray	L230 × W150 × H20mm	Marble
ES7017	Amenities tray	L340 × W210 × H25mm	Marble



Alarm Clocks & Weighing Scales



ES9004

Features:

Glass body with silver chrome base
 Silent when in working
 Alarm function
 Operated by 1 x AA battery



ES9002



ES9001

Features:

Silver chrome body
 Silent when in working
 Alarm function
 Operated by 1 x AA battery



ES9005

Features:

Clear acrylic body with wooden base
 Silent when in working
 Clock dial can be changed on request
 Alarm function
 Operated by 1 x AA battery



ES9003

Features:

Wooden body with gold chrome base
 Silent when in working
 Light is on when lift up from table
 Alarm function
 Mahogany colour
 Operated by 1 x AA battery



ES9007



ES9006

Features:

Wooden body with gold and silver chrome base
 Silent when in working
 Light is on when lift up from table
 Alarm function
 Black and mahogany colours
 Operated by 1 x AA battery

Art.	Specifications	Color
ES9001	Φ100 × D30 × H100mm	Chrome
ES9002	L100 × W30 × H100mm	Chrome
ES9003	L99 × W31 × H125mm	Mahogany
ES9004	L93 × W47 × H137mm	Clear
ES9005	L133 × W42 × H148mm	Clear
ES9006	L100 × W45 × H123mm	Black
ES9007	L100 × W45 × H123mm	Mahogany

Features:

Mechanical type
Large black dial for easy to read
Grey-striped surface for anti-slip
KG and LB two measurements
Capacity up to 180kg/396lb
Dimensions 306 x 316 x 52mm



ES4420



ES4411

Features:

Compact and ultra-slim design
Large LCD display with backlight
High precision strain gauge sensors
Auto zero and auto off functions
8mm thick tempered glass platform
Over load and low battery indication
KG and LB selector
Capacity up to 180kg/396lb
Power 2 x 3V CR 2032 lithium batteries
Silver and black colours
Dimensions 300 x 300 x 24mm



ES4410

Art.	Details	Color
ES4410	Digital type, large LCD display	Black
ES4411	Digital type, large LCD display	Silver
ES4420	Mechanical type, Large black dial	Grey

Docking Stations & Emergency Torches

Features:

- Bluetooth docking station
- Both Android and iPhone docking stations with charging function
- Play directly with version 4.2 and above Android phones and iPhone5,5S,5C, Touch 5, iPad Mini etc
- Bluetooth mode to play musics and answer calls hands-free(Only touch NFC to connect Bluetooth)
- Completely acrylic touch control panel ,deluxe and easy to operate
- FM Radio with 30 channels
- Dual alarms,snooze and sleep functions
- Large backlit LCD display with 6 level brightness adjustment
- Run on AC, CR2032 3V lithium battery for clock backup only
- Dual USB ports for charging and playing musics
- 3.5mm stereo in-put cable for playing
- All functions can be realized via remote control
- Black and white colours



ES9089



iPhone version



ES9088



Android version

Art.	Specifications	Color
ES9088	L210 × W125 × H90mm	Black
ES9089	L210 × W125 × H90mm	White
ES2115B	W60 × D58 × H195mm	Black
ES2115W	W60 × D58 × H195mm	White
ES2115B-CH	W60 × D58 × H195mm,with charger	Black
ES2115W-CH	W60 × D58 × H195mm,with charger	White



ES2115B



ES2115W

Features:

- Wall-mounted design specially for hotel use
- Rechargeable
- 13 LED lights, more brightness
- Automatic switch-on/off system:
 - light is on when lift from wall bracket
 - light is off when place back on the holder
- Non-slip handle
- Operated by 3 × AA batteries(Battery is not included)
- Charger is available on request
- Black and white colours



ES2115W-CH



ES2119B



ES2119S

Features:

Wall-mounted design specially for hotel use
 LED light
 Automatic switch-on/off system:
 -light is on when lift from wall bracket
 -light is off when place back on the holder
 Luminous sticker on the holder
 Operated by 4 × AAA batteries(Battery is not included)
 Black and silver colours



ES2117B



ES2117R

Features:

Wall-mounted design specially for hotel use
 Krypton light
 Automatic switch-on/off system:
 -light is on when lift from wall bracket
 -light is off when place back on the holder
 Luminous sticker on torch body
 Operated by 2 × D batteries(Battery is not included)
 Black and red colours

Art.	Specifications	Color
ES2117B	W65 × D53 × H210mm	Black
ES2117R	W65 × D53 × H210mm	Red
ES2118B	W55 × D48 × H209mm	Black
ES2118W	W55 × D48 × H209mm	White

Art.	Specifications	Color
ES2116B	W67 × D67 × H233mm	Black
ES2116R	W67 × D67 × H233mm	Red
ES2119B	W32 × D40 × H130mm	Black
ES2119S	W32 × D40 × H130mm	Silver



ES2116R

ES2116B

Features:

Wall-mounted design specially for hotel use
 LED light
 Automatic switch-on/off system:
 -light is on when lift from wall bracket
 -light is off when place back on the holder
 Luminous sticker on the holder
 Impact resistance bumper on each end
 Operated by 2 × D batteries(Battery is not included)
 Black and red colours



ES2118B

ES2118W

Features:

Wall-mounted design specially for hotel use
 Krypton light
 Automatic switch-on/off system:
 -light is on when lift from wall bracket
 -light is off when place back on the holder
 Luminous light on the holder
 Operated by 2 × D batteries(Battery is not included)
 Black and white colours

Luggage Carts & Housekeeping Trolleys



ES5021

Features:

Stainless steel construction with high quality brushed finish
 Red carpet
 8" solid wheels
 2 fixed castors and 2 swivel castors
 Bumper is wrapped around at the edge of the platform
 Hanging bar on the top
 Loading capacity up to 200kgs
 Size:L1100 x W650 x H1860mm



ES5023

Features:

Stainless steel construction with gold chrome finish
 Red carpet
 8" solid wheels
 2 fixed castors and 2 swivel castors
 Bumper is wrapped around at the edge of the platform
 Hanging bar on the top
 Loading capacity up to 200kgs
 Size:L1100 x W610 x H1880mm



ES5012

Features:

Stainless steel construction with gold chrome finish
 Red carpet
 8" pneumatic wheels
 Foldable design
 Replaceable carpet
 Loading capacity up to 50kgs
 Size:L500 x W390 x H1200mm



ES5022

Features:

Stainless steel construction with gold chrome finish
 Red carpet
 8" pneumatic wheels
 2 fixed castors and 2 swivel castors
 Bumper is wrapped around at the edge of the platform
 Hanging bar on the top
 Loading capacity up to 200kgs
 Size:L1100 x W650 x H1930mm



ES5013

Features:

Stainless steel construction with gold chrome finish
 Red carpet
 8" pneumatic wheels
 Foldable design
 Replaceable carpet
 Loading capacity up to 50kgs
 Size:L500 x W380 x H1200mm



ES5011

Features:

Stainless steel construction with gold chrome finish
 Red carpet
 8" solid wheels
 2 fixed castors and 2 swivel castors
 Bumper is wrapped around at the edge of the platform
 Loading capacity up to 200kgs
 Size:L1050 x W610 x H900mm



ES5033

Features:

Metal construction with powder coat finish
 Convenient 3 shelves and 1 durable bag
 4 corner bumpers
 8" solid wheels
 2 fixed castors and 2 swivel castors
 Fixed amenities holder on the top
 Loading capacity up to 50kgs
 Size:L930 × W460 × H1110mm

Features:

Metal construction with powder coat finish
 Convenient 3 shelves with door
 2 durable bags
 4 corner bumpers
 8" solid wheels
 2 fixed castors and 2 swivel castors
 Fixed amenities holder with lid
 Loading capacity up to 100kgs
 Size:L1400 × W490 × H1180mm



ES5034



ES5031

Features:

Stainless steel construction
 Convenient 3 shelves and 2 durable bags
 4 corner bumpers
 8" solid wheels
 2 fixed castors and 2 swivel castors
 Removable amenities holder on the top
 Loading capacity up to 100kgs
 Size:L1340 × W460 × H1180mm

Features:

Metal construction with powder coat finish
 Convenient 3 shelves and 2 durable bags
 4 corner bumpers
 8" solid wheels
 2 fixed castors and 2 swivel castors
 Fixed amenities holder on the top
 Loading capacity up to 100kgs
 Shipped unassembled
 Size:L1420 × W460 × H1100mm



ES5032



ES5035

Features:

Stainless steel construction with brushed finish
 Convenient 3 shelves
 2 durable bags with multi-functional pockets
 4 corner bumpers
 8" solid wheels
 2 fixed castors and 2 swivel castors
 Lockable lid and door
 Loading capacity up to 100kgs
 Size:L1470 × W490 × H1230mm

Features:

Metal construction with powder coat finish
 Convenient 3 shelves
 2 durable bags with multi-functional pockets
 4 corner bumpers
 8" solid wheels
 2 fixed castors and 2 swivel castors
 Lockable lid and door
 Loading capacity up to 50kgs
 Size:L1200 × W490 × H1300mm



ES5036

Linen Trolleys & Cleaning Carts



ES5041

Features:
 Stainless steel tubular frame
 Replaceable bags
 Solid wheels
 Size:L900 × W650 × H850mm

Features:
 Metal tubular frame with powder coat finish
 Foldable
 Replaceable bags
 Solid wheels
 Size:L770 × W500 × H985mm



ES5042



ES5043

Features:
 Foldable design
 Strong plastic material
 Replaceable bags
 Non-mark solid wheels
 Easy to assemble
 Size:L710 × W660 × H950mm

Features:
 Strong plastic material, more durable
 Stylish aluminum frame
 Non-mark solid wheels, free moving
 Detachable buckets
 Easy to assemble
 Grey color
 Size:L1090 × W425 × H920mm



ES5242



Free combination
 more convenient



ES5241

Features:
 Strong plastic material, more durable
 Multi-purpose design
 Non-mark solid wheels, free moving
 Replaceable bags
 Easy to assemble
 Black color
 Size:L1300 × W550 × H1000mm



ES5212

Features:

Single bucket design
 Strong plastic material
 20L capacity
 Non-mark solid wheels
 Easy to assemble
 Size:L630 × W270 × H675mm



ES5213

Features:

Double bucket design
 Strong plastic material
 34L capacity
 Reversible handle
 Non-mark solid wheels
 Easy to assemble
 Size:L710 × W430 × H930mm



ES5211

Features:

Single bucket design
 Strong plastic material
 36L capacity
 Non-mark solid wheels
 Easy to assemble
 Size:L610 × W420 × H930mm

Features:

Durable plastic material, impact and rust resistance
 Handle at each side
 Push-down lid design
 Quick and easy to clean
 25L capacity
 Grey color
 Size:L335 × W285 × H440mm



ES5233



ES5231

Features:

Durable plastic material, impact and rust resistance
 Reinforced pedal and base
 Quick and easy to clean
 45L capacity
 Grey color
 Size:L410 × W400 × H600mm



ES5225

ES5226

Features:

Stainless steel brushed finish
 Foldable to save storage space
 Customized contents on request
 Size:W235 × D300 × H600 mm



ES5224



ES5223

Features:

Durable plastic material
 Foldable to save storage space
 Customized contents on request
 Size:W300 × D470 × 570mm

Bathroom Accessories & Umbrellas



ES9015



ES9022

Features:

- Round and square shapes
- Stainless steel material, rust resistance
- 2.8m long retractable line
- Polished finish
- Fixings are included

Art.	Specifications	Color
ES9015	φ92 × H35mm	Polished
ES9022	L88 × W88 × H45mm	Polished
ES9311	Ring/Base diameter 160/55mm	Polished
ES9314	L520 × W205 × H170mm, #304 S/S	Polished
ES9315	L515 × W235 × H140mm, #304 S/S	Polished
ES9421	L130 × W130 × H130mm, #304 S/S	Polished
ES9422	L250 × W130 × H73mm, #304 S/S	Polished



ES9311

Features:

- Stainless steel material
- Mirror finish



ES9314



ES9315



ES9013

ES9014

Features:

- Automatic type
- Plastic outer shell
- 24 hours, night time and day time selector
- Built in timer with 7.5, 15 and 30mins three settings
- Power indicator light
- Operated by 2 × D batteries
- White and silver colours



ES9421



ES9422

Art.	Specifications	Color
ES9013	L90 × W85 × H220mm	Silver
ES9014	L90 × W85 × H220mm	White



ES9211

Features:

Specially designed for liquid soap
 Volume 300ml
 Liquid level window
 Easy installation and refilling
 Silicone pump, more durable
 Long-life spring up to 300,000 times
 Lockable with key



ES9212

Features:

Specially designed for liquid soap
 Volume 2 x 300ml
 Liquid level window
 Easy installation and refilling
 Silicone pump, more durable
 Long-life spring up to 300,000 times
 Lockable with key



ES9217

Features:

Specially designed for liquid soap
 Translucent strong PC material
 Volume 200ml
 Easy installation and refilling
 Silicone pump, more durable
 Long-life spring up to 300,000 times
 Lockable with key



ES9218

Features:

Specially designed for liquid soap
 Translucent strong PC material
 Volume 2 x 200ml
 Easy installation and refilling
 Silicone pump, more durable
 Long-life spring up to 300,000 times
 Lockable with key

Art.	Specifications	Color
ES9211	W65 x D75 x H185mm	White
ES9212	W120 x D75 x H185mm	White
ES9217	W62 x D60 x H198mm	Dark grey
ES9218	W130 x D60 x H198mm	Dark grey
ES9011	W104 x D95 x H150mm, 500ml	Polished
ES9012	W112 x D114 x H200mm, 800ml	Polished



ES9012

ES9011

Features:

Stainless steel material
 Polished finish
 500ml and 800ml capacities



ES9341

Features:

Black color
 8K carbon fiber ribs
 Quality waterproof cloth
 Curved handle with rubberized finish
 Automatic open button on the handle
 Logo printing is available on request
 23"



ES9342

Features:

Silver color
 Carbon fiber ribs and rods
 Quality waterproof cloth
 Curved foam handle
 Automatic open button on the handle
 Logo printing is available on request
 30"

Part of References

Ayla Hotels
Alpen Capital
Alpen Asset Advisors
Best Western Kampen Hotel Norway
Best Western Hotel Horizon
Best Western plus–Park Grand London Heathrow Gateway
Crowne Plaza Norwest Sydney
Care Luxury Hotels & Resorts
Concorde Hotel Doha
Coral Strand Seychelles
Cape Point Hotel Gambia
Crystal Hotels
Double Tree Hotel Bangkok
Derag Living Hotels AG Co.
Emirates Grand Hotel Dubai
E Hotel
EPG Hotels & Resorts
Empire Hotels & Resorts HK
Four Seasons Hotel Shenzhen
Grand Heritage Doha Hotel and Spa
Grand Royal London Hyde Park
Ghayathi Hotel Dubai
G Hotel
Hilton Bangkok
Holiday Inn Sukhumvit
Holiday Inn Suva Fiji
Holiday Inn Pune Hingewadi
Holiday Inn Sydney
Hyatt Burny Vladivostok
Hyatt Regency Vladivostok Golden Horn
Holiday Shacks Hotel
Hotel JAL Tower Dubai
Hotel Granada Johor Bahru
Intercontinental Sydney
Intercontinental Doha
Invesco Hotel Lebanon
Indigo Hotel Bangkok
Jebel Ali International Hotels
Kempinski Hotel & Residences Palm Jumeirah
Lintas View Hotel Malaysia
Madinah marriott hotel
Mandalayhill Resort Hotel Myanmar

Part of References

Mandarin Oriental Hyde Park London
Millennium Plaza Hotel Dubai
Mercure Legian Bali
Merweb Hotel
Movenpick Al Bida
Novotel Visakhapatnam Varun Beach
Nemcastle Hotel Lagos
Nexus Villas & Suites Karambunai
Ovolo Kowloon
Park Hyatt Sydney
Protea Hotel Garden City
Park Hyatt Saigon Hotel
Palladium Hotels & Resorts
Radisson Hotel Brunei Darussalam
Radisson Blu Hotel Kuwait
Residence Inn Kuwait
Ruposhi Bangla Hotel
Royal Singi Hotel
Shangri-La Hotel At The Shard London
Shangri-La's Villingili Resort & Spa, Maldives
Sheraton Laguna Guam Resort
Sheraton Yantai Golden Beach Resort
Sofitel Phnom Penh Phokeethra
Sofitel Krabi Phokeethra Golf & Spa Resort
Sofitel Fiji Resorts & Spa
Skotel Alpine Resort New Zealand
Sapphire Plaza Hotel Doha
Sunroute Hotels Malta
Seashell Julaia Hotel & Resort
The Westin Singapore
The Sydney Harbour Marriott Hotel
The Accord Metropolitan Chennai
The Grand Napat Thailand
The Kensington Close Hotel & Spa London
The Montcalm London
The Waverley International Hotel
The Royal Riviera Hotel
Tunamaya Beach & Spa Resort
Todo Para Su Hotel S.A.S.
Wyndham Istanbul Kalamis Marina
Wyndham Grand Regency Doha
Warwick Hotel Doha



EASTON
Hospitality solution



Easton Hotel Supplies Co.,Ltd.
Add.:No.57,Jixiang Xi Road,Dongchong,
Nansha,Guangzhou 511453,China.
Tel.:+86-20-3490 0437
Fax:+86-20-3492 7397
E-mail:info@eastonhk.com
Website:www.eastonhk.com